



Rosina Ingredients Division


Pasta Shape Guide







	Product Name	Dough/Fill Ratio	Piece Weight	Pack Style	Net Weight	Piece Count Per Case
	Ravioli, Mini Cheese (1 1/2" diameter)	66/34	0.33 oz.	2/5 lb. bags	10 lbs.	480


	Product Name	Dough/Fill Ratio	Piece Weight	Pack Style	Net Weight	Piece Count Per Case
	Medium Round Ravioli (2 1/2" L x 1 1/2" W)	58/42	0.67 oz.	2/5 lb. bags	10 lbs.	240


	Product Name	Dough/Fill Ratio	Piece Weight	Pack Style	Net Weight	Piece Count Per Case
	Ravioli, Large Round (2 1/3" - 2 1/2" round)	44/56	1.08 oz.	2/5 lb. bags	10 lbs.	140


	Product Name	Dough/Fill Ratio	Piece Weight	Pack Style	Net Weight	Piece Count Per Case
	Ravioli, Jumbo Round (2 1/4" - 2 1/2" round)	40/60	1.34 oz.	2/5 lb. bags	10 lbs.	120


	Product Name	Dough/Fill Ratio	Piece Weight	Pack Style	Net Weight	Piece Count Per Case
	Ravioli, Wavy Hex (2 3/4" diameter)	48/52	1.6 oz.	2/3 lb. bags	6 lbs.	60




	Product Name	Dough/Fill Ratio	Piece Weight	Pack Style	Net Weight	Piece Count Per Case
	Large Round Scalloped Ravioli (2 1/2" - 2 2/3" round)	40/60	1.34 oz.	2/5 lb. bags	10 lbs.	72


	Product Name	Dough/Fill Ratio	Piece Weight	Pack Style	Net Weight	Piece Count Per Case
	Mini Square Ravioli (1 1/4" - 1 1/3" square)	70/30	0.30 oz.	2/5 lb. bags	10 lbs.	550


	Product Name	Dough/Fill Ratio	Piece Weight	Pack Style	Net Weight	Piece Count Per Case
	Ravioli, Medium Square (1 1/3" - 1 1/2" square)	50/50	0.50 oz.	2/5 lb. bags	10 lbs.	320
		55/45	0.60 oz.	2/5 lb. bags	10 lbs.	262


	Product Name	Dough/Fill Ratio	Piece Weight	Pack Style	Net Weight	Piece Count Per Case
	Ravioli, Jumbo Square (2" L x 2 1/2" W)	47.75/52.25	1.3-1.5 oz.	2/5 lb. bags	10 lbs.	106


	Product Name	Dough/Fill Ratio	Piece Weight	Pack Style	Net Weight	Piece Count Per Case
	Ravioli, Jumbo Half Moon/ Mezzaluna (2.75" L x 1.66" W)	55/45	0.61 oz.	2/5 lb. bags	10 lbs.	260




	Product Name	Dough/Fill Ratio	Piece Weight	Pack Style	Net Weight	Piece Count Per Case
	Pasta Sheets, Flat (8 ½" L x 10 ½" W)	NA	4.5 oz.	1/10 lb. bag	10 lbs.	36


	Product Name	Dough/Fill Ratio	Piece Weight	Pack Style	Net Weight	Piece Count Per Case
	Pasta Sheets, Wavy (8 ½" L x 10 ½" W)	NA	4 oz.	1/10 lb. bag	10 lbs.	35


	Product Name	Dough/Fill Ratio	Piece Weight	Pack Style	Net Weight	Piece Count Per Case
	Lasagna Rollettes (2.33" L x 2.75" W) (2.85" L x 2.75" W)	40/60	3 oz.	1/10 lb. bag	10 lbs.	53
		44/56	5 oz.	1/22.5 lb. bag	22.5 lbs.	72


	Product Name	Dough/Fill Ratio	Piece Weight	Pack Style	Net Weight	Piece Count Per Case
	Manicotti/Canneloni (4.66" L x 1.45" W) (4.85" L x 1.33" W)	40/60	2.75 oz.	6/12 ct. trays	12.38 lbs.	72
		40/60	3 oz.	6/12 ct. trays	13.50 lbs.	72




	Product Name	Dough/Fill Ratio	Piece Weight	Pack Style	Net Weight	Piece Count Per Case
	Shells, Cheese Stuffed (3.33" L x 1.80" W) (3.50" L x 1.85" W) (3.50" L x 1.85" W) (3.50" L x 1.85" W) (3.50" L x 2.00" W)	47/53	1.75 oz.	6/16 ct. trays	7 lbs.	96
		37.5/62.5	2 oz.	6/16 ct. trays	10.50 lbs.	96
		40/60	2.25 oz.	5/12 ct. trays	8.44 lbs.	60
		32.5/67.5	2.75 oz.	5/12 ct. trays	10.31 lbs.	60
		32.5/67.5	3 oz.	5/16 ct. trays	15 lbs.	80


	Product Name	Dough/Fill Ratio	Piece Weight	Pack Style	Net Weight	Piece Count Per Case
	Tortellini, Cheese (Cappelletti) (1.15" L x 1.15" W)	67/33	0.15 oz.	2/5 lb. bags	10 lbs.	1,030


	Product Name	Dough/Fill Ratio	Piece Weight	Pack Style	Net Weight	Piece Count Per Case
	Tortellini, Classic Cheese (1.15" L x 1.25" W)	70/30	0.17 oz.	2/5 lb. bags	10 lbs.	910


	Product Name	Dough/Fill Ratio	Piece Weight	Pack Style	Net Weight	Piece Count Per Case
	Cavatelli (1.50" L x 0.40" W)	NA	0.09 oz.	2/5 lb. bags	10 lbs.	Approx 178/lb.




	Product Name	Dough/Fill Ratio	Piece Weight	Pack Style	Net Weight	Piece Count Per Case
	Elbow Noodle (0.81" L x 0.25" W)	NA	0.02 oz.	3/4 lb. bags	12 lbs.	Approx 510/lb.


	Product Name	Dough/Fill Ratio	Piece Weight	Pack Style	Net Weight	Piece Count Per Case
	Gnocchi (1.20" L x 0.75" W)	NA	0.09 oz.	2/5 lb. bags	10 lbs.	1,780
	(1 ¼" - 1 ½" L x 0.75" W)	NA	0.28 oz.	2/5 lb. bags	10 lbs.	570


	Product Name	Dough/Fill Ratio	Piece Weight	Pack Style	Net Weight	Piece Count Per Case
	Spaetzle (¾" L x ¼" W)	NA	0.07 oz.	3/4 lb. bags	12 lbs.	2,760

	Product Name	Dough/Fill Ratio	Piece Weight	Pack Style	Net Weight	Piece Count Per Case
	Cavatappi (1.55" L x 0.61" W)	NA	0.11 oz.	4/3 lb. bags	12 lbs.	Approx 141/lb.


	Product Name	Dough/Fill Ratio	Piece Weight	Pack Style	Net Weight	Piece Count Per Case
	Penne Rigate (1.75" L x 0.32" W)	NA	0.057 oz.	3/4 lb. bags	12 lbs.	Approx 280/lb.




	Product Name	Dough/Fill Ratio	Piece Weight	Pack Style	Net Weight	Piece Count Per Case
	Rotini, Rainbow (1.55" L x 0.40" W)	NA	0.25 oz.	3/4 lb. bags	12 lbs.	2,760

	Product Name	Dough/Fill Ratio	Piece Weight	Pack Style	Net Weight	Piece Count Per Case
	Rigatoni, Stuffed (2 1/2" L x 0.85" W)	60/40	0.60 oz.	1/10 lb. bag	10 lbs.	266

Note: Each product listed on this guide is available in individual bags of 8 oz. up to 1,000 lb. totes



Scan here to visit our
Ingredients Division
website



Scan here to visit our
Ingredients Division
LinkedIn Profile

For more information, Contact:
Greg McAfee | Director, Strategic Channels
gmcafee@rosina.com | 612.325.1499

170 French Road | Buffalo, NY 14227 | 888.767.4621 | cservice@rosina.com